



## Cargill Marshall Landing Zones for Air Evac

<u>Landing Zone #</u>	<u>Description of LZ</u>	<u>Photo of Area</u>
<b>LZ 1</b>	SE Corner of Building. East of Shipping dock. This is a concrete surface.	
<b>LZ 2</b>	NE Corner of building. This is a gravel surface.	

**LZ 3**

NW Corner of building. By the West Barn. This is a mixture of asphalt and gravel surface.



**LZ 4**

SW Corner of building. Employee Parking lot. This is an asphalt surface.




**LZ 5**

Grass Field by lagoons. This is a grass surface. Please see photo below.







LZ 1: SE Corner of Building. East of Shipping dock. This is a concrete surface.


LZ 2: NE Corner of building. This is a gravel surface.

LZ 3: NW Corner of building. By the West Barn. This is a mixture of asphalt and gravel surface.

LZ 4: SW Corner of building. Employee Parking lot. This is an asphalt surface.

LZ 5: Grass Field by lagoons. This is a grass surface. Please see photo below.





If changes are made to this document, please send updated version to the following people:

Cargill Maintenance Manager

Cargill PSM Coordinator

Brandon Buckman – Air Evac Lifeteam ([brandon.buckman@air-evac.com](mailto:brandon.buckman@air-evac.com))

Russ Donnell – Saline MRC ([donner1@lpha.mopublic.org](mailto:donner1@lpha.mopublic.org))

Emmit Williams - LEPC ([emmitw@mmuonline.net](mailto:emmitw@mmuonline.net))

Tony Day – Marshall Fire Department ([tony-day@sbcglobal.net](mailto:tony-day@sbcglobal.net))

Wade Kelling – Saline County Ambulance [wadek@salinecountyambulance.com](mailto:wadek@salinecountyambulance.com)

Created: 9.26.14 KK

Reviewed:

Revised: